

Individual Records

TOTAL OFFENSE

Most Total Plays: 56
Michael Robinson (Penn State) (17 rush, 39 pass) vs. Florida State, 2006
Most Total Yards (Rushing and Passing): 382
Frank Sinkwich (Georgia) (139 rush, 243 pass) vs. Texas Christian, 1942
Highest Average Per Play: 17.0
Taylor Jacobs (Florida) vs. Maryland, 2002
Most Touchdowns Responsible For (Scored and Passed For): 5
Matt Leinart (So. California) (5 pass), 2005
Johnny Rodgers (Nebraska) vs. Notre Dame, (3 rush, 1 pass, 1 catch), 1973

RUSHING

Most Rushing Attempts: 33
Jeff Kinney (Nebraska) vs. LSU, 1971
Most Net Rushing Yards: 206
Ahman Green (Nebraska) vs. Tennessee, 1998
Most Net Rushing Yards by a Quarterback: 127
J.C. Watts (Oklahoma) (15 carries) vs. Florida State, 1980
Highest Average Per Rush (Min. 9 attempts): 14.1
Mike Holovak (Boston College) (10-141) vs. Alabama, 1943
Longest Rush: 94
Larry Smith (Florida) vs. Georgia Tech, 1957
Two Rushers, Same Team, Gaining More Than 100 Yards: 291
Billy Sims (164) and J.C. Watts (127) (Oklahoma) vs. Florida State, 1980
Most Rushing Touchdowns: 4
Johnny Rodgers (Nebraska) vs. Notre Dame, 1973

PASSING


Most Pass Attempts: 51
Chris Weinke (Florida State) vs. Oklahoma, 2001
Most Pass Completions: 34
Tom Brady (Michigan) vs. Alabama, 2000
Most Net Passing Yards: 369
Tom Brady (Michigan) vs. Alabama, 2000
Most Touchdown Passes Thrown: 5
Matt Leinart (So. California) vs. Oklahoma, 2005
Most Passes Had Intercepted: 5
Terry McMillan (Missouri) vs. Penn State, 1970
Highest Completion Percentage (Min. 10 attempts): .769 (10-13)
Jim Still (Georgia Tech) vs. Kansas, 1948
Most Yards Per Pass Attempt (Min. 10 attempts): 18.7
Frank Sinkwich (Georgia) (13 for 243) vs. Texas Christian, 1942
Most Yards Per Pass Completion (Min. 7 completions): 27
Frank Sinkwich (Georgia) (9 for 243) vs. Texas Christian, 1942
Longest Touchdown Pass: 79
Brewster Hobby to Ross Coyle (Oklahoma) vs. Syracuse, 1959
Shortest Touchdown Pass: 1
Tommie Frazier to Gerald Armstrong (Nebraska) vs. Florida State, 1993
Pete Dranginis to Bill Adamaitis (Catholic) vs. Mississippi, 1936



Michael Robinson
Penn State, 2006



Frank Sinkwich
Georgia, 1942




Taylor Jacobs
Florida, 2002



Matt Leinart
So. California, 2005



Mike Holovak
Boston College, 1943




J.C. Watts
Oklahoma, 1980



Tom Brady
Michigan, 2000



Billy Sims
Oklahoma, 1980



Andre Cooper
Florida State, 1996

RECEIVING


Most Pass Receptions: 10
Taylor Jacobs (Florida) vs. Maryland, 2002
David Terrell (Michigan) vs. Alabama, 2000
Most Pass Receiving Yards: 170
Taylor Jacobs (Florida) vs. Maryland, 2002
Highest Average Per Catch (Min. 3 receptions): 29
Derrick Shepard (Oklahoma) (3-87) vs. Washington, 1985
Most Touchdowns Receiving: 3
Steve Smith (So. California) vs. Oklahoma, 2005
David Terrell (Michigan) vs. Alabama, 2000
Andre Cooper (Florida State) vs. Notre Dame, 1996

SCORING

Most Points Scored: 24
Johnny Rodgers (Nebraska) vs. Notre Dame, 1973
Most Points Responsible For (TD Scored & Passed For, XP and FG): 30
Matt Leinart (So. California) vs. Oklahoma (30 pass), 2005
Johnny Rodgers (Nebraska) vs. Notre Dame (18 rush, 6 pass, 6 rec.), 1973
Most Touchdowns Scored: 4
Johnny Rodgers (Nebraska) vs. Notre Dame, 1973
Longest Scoring Play: 98
Greg Mather (Navy) vs. Missouri, 1961 (fumble return)
Touchdown on First Play:
C.J. Jones (Iowa) vs. So. California, 2003 (100-yd KO)

KICKING

Most Field Goals Attempted: 5
Scott Bentley (Florida State) vs. Nebraska, 1994
Most Field Goals Made: 4
Scott Bentley (Florida State) vs. Nebraska, 1994
Tim Lashar (Oklahoma) vs. Penn State, 1986
Longest Field Goal: 56
Greg Cox (Miami, FL) vs. Oklahoma, 1988
Most Extra-Point Kick Attempts: 9
Bobby Luna (Alabama) (7-9) vs. Syracuse, 1953




Penn State quarterback Michael Robinson recorded an Orange Bowl record 56 plays in the 2006 FedEx Orange Bowl with 17 rushes and 39 pass attempts.

Individual Records



Willie Reid
Florida State, 2006




Frank Sinkwich
Georgia, 1942



Bud Hebert
Oklahoma, 1980




David Baker
Oklahoma, 1958



Roland Sales
Arkansas, 1978




Lee Roy Jordan
Alabama, 1963



Brian Bosworth
Oklahoma, 1986



Rusty Medearis
Miami (FL), 1992



Rodney Bellinger
Miami (FL), 1984

Most Extra-Point Kicks Made: 8

Jeff Chandler (Florida) (8-8) vs. Maryland, 2002

Most Points by a Kicker (Kicking): 13

Ryan Killeen (So. California) (2 FG, 7 XP) vs. Oklahoma, 2005

Tim Lashar (Oklahoma) (4 FG, 1 XP) vs. Penn State, 1986

Most Points by a Kicker (Any): 19

Bobby Luna (Alabama) (2 TD, 7 XP) vs. Syracuse, 1953

PUNTING

Most Punts: 13

Hugh Keeney (Rice) vs. Tennessee, 1947

Hugh McCullough (Oklahoma) vs. Tennessee, 1939

Highest Average Per Punt (Min. 5 punts): 52.3 (6-314)

Chris Hogue (Tennessee) vs. Nebraska, 1998

Longest Punt: 82

Ike Pickle (Mississippi State) vs. Duquesne, 1937

PUNT RETURNS

Most Punt Returns: 7

Willie Reid (Florida State) vs. Penn State, 2006

Most Punt Return Yards: 180

Willie Reid (Florida State) vs. Penn State, 2006

Highest Punt Return Average (Min. 3 returns): 27.0

Freddie Milons (Alabama) (4-108) vs. Michigan, 2000

Most Touchdowns on Punt Returns: 1

Willie Reid (Florida State) (87) vs. Penn State, 2006

Freddie Milons (Alabama) (62) vs. Michigan, 2000

Johnny Rodgers (Nebraska) (77) vs. Alabama, 1972

Brewster Hobby (Oklahoma) (40) vs. Syracuse, 1959

Cecil Ingram (Alabama) (80) vs. Syracuse, 1953

Longest Return: 87

Willie Reid (Florida State) vs. Penn State, 2006

Kickoff Returns

Most Kickoff Returns: 6

Steve Williams (Alabama) vs. Nebraska, 1972

Most Kickoff Return Yards: 169

C.J. Jones (Iowa) vs. So. California, 2003

Highest Kickoff Return Average (Min. 2 returns): 42.3

C.J. Jones (Iowa) (4-169) vs. So. California, 2003

Most Touchdowns on Kickoff Returns: 1

C.J. Jones (Iowa) (100) vs. So. California, 2003

Camp Wilson (Tulsa) (90) vs. Georgia Tech, 1945

Longest Return: 100*

C.J. Jones (Iowa) vs. So. California, 2003

INTERCEPTIONS

Most Interceptions Made: 3

Bud Hebert (Oklahoma) vs. Florida State, 1980

Most Interception Return Yardage: 94

David Baker (Oklahoma) vs. Duke, 1958

Longest Interception Return: 94

David Baker (Oklahoma) vs. Duke, 1958

Longest Interception Return (w/ Lateral): 98

Greg Mather (Navy) vs. Missouri, 1961

ALL-PURPOSE YARDS

Most All-Purpose Plays: 35

Jeff Kinney (Nebraska) (33 rush, 2 rec.) vs. LSU, 1971

Most All-Purpose Yards Gained: 257

Roland Sales (Arkansas) (205 rush, 52 rec.) vs. Oklahoma, 1978

DEFENSIVE STATISTICS

Most Total Tackles Made: 31

Lee Roy Jordan (Alabama) vs. Oklahoma, 1963

Most Solo Tackles: 13

Brian Bosworth (Oklahoma) vs. Penn State, 1986

Tom Cousineau (Ohio State) vs. Colorado, 1977

Nip Weisenfels (Missouri) vs. Penn State, 1970

Most Tackles For Losses (less than 5): 3

James Whitley (Michigan) vs. Alabama, 2000

Migue Merritt (Alabama) vs. Michigan, 2000

Most Quarterback Sacks: 4

Rusty Medearis (Miami, Fla.) (4-23) vs. Nebraska, 1992

Most Fumble Recoveries: 2

Calvin Jones (Nebraska) vs. Florida State, 1993

Fred Robinson (Miami, Fla.) vs. Nebraska, 1984

Most Blocked Kicks: 1

Many Players

Most Blocked Punts: 1

Many Players

Most Passes Broken Up: 4

Rodney Bellinger (Miami, FL) vs. Nebraska, 1984

James Britt (LSU) vs. Nebraska, 1983



Arkansas' Ronald Sales gained a record 257 all-purpose yards during the 1978 Orange Bowl versus Oklahoma.

Team Records

APPEARANCES

Most Appearances: 18 *
Oklahoma (includes 2009 FedEx BCS National Championship)
Most Consecutive Appearances: 4
Oklahoma (1978-81), (1985-88)
Nebraska (1992-95)
Most Wins: 12
Oklahoma

TOTAL OFFENSE

Most Total Plays: 90
Nebraska (vs. Notre Dame), 1973
Most Total Plays, Both Teams: 157
Nebraska (90) vs. Notre Dame (67), 1973
Most Yards Gained: 659
Florida (vs. Maryland), 2002
Most Yards Gained, Both Teams: 1,019
Florida (659) vs. Maryland (360), 2002
Highest Average Gained Per Play: 8.9
Florida (vs. Maryland), 2002
Fewest Plays: 43
Oklahoma (vs. Tennessee), 1939
Fewest Plays, Both Teams: 107
Tennessee (64) vs. Oklahoma (43), 1939
Fewest Yards: 28
Miami, FL (vs. Bucknell), 1935
Fewest Yards, Both Teams: 306
Miami, FL (28) vs. Bucknell (278), 1935

RUSHING

Most Rushing Attempts: 71
Ohio State (vs. Colorado), 1977
Most Rushing Attempts, Both Teams: 117
Oklahoma (65) vs. Michigan (52), 1976
Most Net Rushing Yards: 411
Oklahoma (vs. Florida State), 1980
Most Net Rushing Yards, Both Teams: 547
Arkansas (317) vs. Oklahoma (230), 1978
Highest Rushing Average (Min. 25 Attempts): 9.08 (25-227)
Florida (vs. Maryland), 2002
Fewest Rushing Attempts: 16
Colorado (vs. LSU), 1962
Fewest Rushing Attempts, Both Teams: 53
Oklahoma (36) vs. Florida State (17), 2001
Fewest Rushing Yards: -8
Navy (vs. Missouri), 1961
Fewest Rushing Yards, Both Teams: 83
Florida State (27) vs. Oklahoma (56), 2001
Lowest Rushing Average (Min. 20 Attempts): -0.3
Navy (24 for -8) vs. Missouri, 1961
Rushing Defense, Fewest Yards Allowed: -8
Missouri (vs. Navy), 1961

PASSING

Most Passes Attempts: 52
Florida State (vs. Oklahoma), 2001
Most Passes Attempted, Both Teams: 91
Florida State (52) vs. Oklahoma (39), 2001
Most Pass Completions: 35
Michigan (vs. Alabama), 2000
Most Pass Completions, Both Teams: 56
Florida (33) vs. Maryland (23), 2002
Most Passing Yards: 456
Florida (vs. Maryland), 2002
Most Passing Yards, Both Teams: 713
Florida (456) vs. Maryland (257), 2002
Most Passes Had Intercepted: 7
Missouri (vs. Penn State), 1970
Most Passes Had Intercepted, Both Teams: 10
Georgia (6) vs. Texas Christian (4), 1942
Highest Completion Percentage (Min. 10 Attempts): .745 (35-47)
Michigan (vs. Alabama), 2000



Michigan quarterback Tom Brady's 2000 FedEx Orange Bowl performance saw him break numerous records including most completions and most net yards passing.

Fewest Pass Attempts: 3
Oklahoma (vs. Nebraska), 1979
Catholic (vs. Mississippi), 1936
Fewest Pass Attempts, Both Teams: 12
Colorado (4) vs. Clemson (8), 1957
Fewest Pass Completions: 0
Rice (vs. Tennessee), 1947
Miami, FL (vs. Holy Cross), 1946
Fewest Pass Completions, Both Teams: 4
Rice (0) vs. Tennessee (4), 1947
Fewest Passing Yards: 0
Rice (vs. Tennessee), 1947
Miami, FL (vs. Holy Cross), 1946
Fewest Passing Yards, Both Teams: 32
Rice (0) vs. Tennessee (32), 1947
Lowest Completion Percentage: .000
Rice (0-6) (vs. Tennessee), 1947
Miami, FL (0-10) (vs. Holy Cross), 1946
Fewest Yards Per Pass Attempt: 0.0
Rice (0) (vs. Tennessee), 1947
Miami, FL (0) (vs. Holy Cross), 1946

SCORING

Most Touchdowns: 9
Alabama (vs. Syracuse), 1953
Most Touchdowns, Both Teams: 11
Florida (8) vs. Maryland (3), 2002
Most Touchdowns Rushing: 6
Nebraska (vs. Tennessee), 1998
Most Touchdowns Rushing, Both Teams: 7
Oklahoma (6) vs. Arkansas (1), 1987
Most Touchdowns Passing: 5
So. California (vs. Oklahoma), 2005
Florida (vs. Maryland), 2002
Most Touchdowns Passing, Both Teams: 7
So. California (5) vs. Oklahoma (2), 2005
Florida State (4) vs. Notre Dame (3), 1996
Georgia (6) vs. Texas Christian (1), 1942
Most Field Goals Made: 4
Florida State (vs. Nebraska), 1994
Oklahoma (vs. Penn State), 1986
Most Field Goals Made, Both Teams: 5
Florida State (4) vs. Nebraska (1), 1994
Oklahoma (4) vs. Penn State (1), 1986
Most Points, Winning Team: 61
Alabama (vs. Syracuse), 1953
Most Points, Losing Team: 34
Alabama (vs. Michigan), 2000
Most Points, Both Teams: 79
Florida (56) vs. Maryland (23), 2002
Largest Margin of Victory: 55
Alabama (vs. Syracuse), 1953

Team Records



LenDale White (pictured) and So. California racked up 38 first half points en route to its second consecutive National Championship.

Most Safeties in a Game: 2

Notre Dame (vs. Florida State), 1996

Shortest Time Between Touchdowns, Both Teams (Same qtr.): 12 seconds

Florida (1st) and Maryland (1st), 2002

Shortest Time Between Touchdowns (Same qtr.): 36 seconds

Oklahoma (2nd), 1980

Fewest Points, Winning Team: 6

Auburn (vs. Michigan State), 1938

Fewest Points, Losing Team: 0

Miami, FL (vs. Bucknell), 1935

Michigan State (vs. Auburn), 1938

Oklahoma (vs. Tennessee), 1939

Tennessee (vs. Rice), 1947

Missouri (vs. Georgia), 1960

Oklahoma (vs. Alabama), 1963

Nebraska (vs. Miami, FL), 1992

Fewest Points, Both Teams: 6

Auburn (6) vs. Michigan State (0), 1938

Most Points Scored in One Half: 40

Alabama (vs. Syracuse) (2nd Half), 1953

Most Points Scored in First Half: 38

So. California (vs. Oklahoma) (1st Half), 2005

Most Points Scored in Second Half: 40

Alabama (vs. Syracuse) (2nd Half), 1953

Most Points Scored in One Half, Both Teams: 48

So. California (38) vs. Oklahoma (10) (1st Half), 2005

Oklahoma (34) vs. Duke (14) (2nd Half), 1958

Most Points Scored in First Half, Both Teams: 48

So. California (38) vs. Oklahoma (10), 2005

Most Points Scored in Second Half, Both Teams: 48

Oklahoma (34) vs. Duke (14), 1958

Most Points Scored in One Quarter: 27

Oklahoma (vs. Duke), 1958

Most Points Scored in 1st Quarter: 19

Georgia (vs. Texas Christian), 1942

Most Points Scored in 2nd Quarter: 24

So. California (vs. Oklahoma), 2005

Most Points Scored in 3rd Quarter: 21

Florida (vs. Maryland), 2002

Michigan (vs. Alabama), 2000

Most Points Scored in 4th Quarter: 20

Alabama (vs. Syracuse), 1953

Most Points Scored in One Quarter, Both Teams: 35

Michigan (21) vs. Alabama (14) (3rd Quarter), 2000

Most Points Scored in 1st Quarter, Both Teams: 26

Georgia (19) vs. Texas Christian (7), 1942

Most Points Scored in 2nd Quarter, Both Teams: 29

Alabama (22) vs. Boston College (7), 1943

Most Points Scored in 3rd Quarter, Both Teams: 35

Michigan (21) vs. Alabama (14), 2000

Most Points Scored in 4th Quarter, Both Teams: 34

Oklahoma (27) vs. Duke (7), 1958

Most Points Scored in 1st Overtime, Both Teams: 13

Michigan (7) vs. Alabama (6), 2000

Most Points Scored in 2nd Overtime, Both Teams: 14

Penn State (7) vs. Florida State (7), 2006

Most Points Scored in 3rd Overtime, Both Teams: 3

Penn State (3) vs. Florida State (0), 2006

Most Unanswered Points Scored: 54

Alabama (vs. Syracuse), 1953

FIRST DOWNS

Most First Downs: 30

Nebraska (vs. Notre Dame), 1973

Florida (vs. Maryland), 2002

Most First Downs, Both Teams: 49

Florida (30) vs. Maryland (19), 2002

Most First Downs Rushing: 22

Nebraska (vs. Tennessee), 1998

Most First Downs Rushing, Both Teams: 28

Nebraska (22) vs. Tennessee (6), 1998

Most First Downs Passing: 23

Florida (vs. Maryland), 2002

Most First Downs Passing, Both Teams: 33

Florida (23) vs. Maryland (10), 2002

Most First Downs by Penalty: 6

Florida State (vs. Nebraska), 1994

Most First Downs by Penalty, Both Teams: 7

Florida State (6) vs. Nebraska (1), 1994

Fewest First Downs: 2

Michigan State (vs. Auburn), 1938

Fewest First Downs, Both Teams: 12

Texas A&M (8) vs. LSU (4), 1944

Fewest First Downs Rushing: 1

Florida State (vs. Oklahoma), 2001

Colorado (vs. LSU), 1962

Fewest First Downs Rushing, Both Teams: 3

Florida State (1) vs. Oklahoma (2), 2001

Fewest First Downs Passing: 0

Notre Dame (vs. Alabama), 1975

Fewest First Downs Passing, Both Teams: 2

Colorado (1) vs. Clemson (1), 1957

PUNTING

Most Punts: 15

Tennessee (vs. Rice), 1947

Most Punts, Both Teams: 28

Rice (13) vs. Tennessee (15), 1947

Highest Punting Average (Min. 5 Punts): 52.3

Tennessee (6-314) (vs. Nebraska), 1998

Fewest Punts: 1

LSU (vs. Nebraska), 1983

Lowest Punting Average (Min. 3 Punts): 22.1

Colorado (vs. LSU), 1962

Most Punts Blocked by One Team: 2

LSU (vs. Colorado), 1962

Team Records



Michigan tight end Shawn Thompson scored what turned out to be the game winning touchdown on a 25-yard reception from Tom Brady in the first BCS game to ever go into overtime.

PUNT RETURNS

Most Punt Returns: 7
Florida State (vs. Penn State), 2006
Oklahoma (vs. Tennessee), 1939
Most Punt Return Yards: 180
Florida State (vs. Penn State) (7 returns), 2006
Highest Punt Return Average (Min. 3 Ret.): 25.7
Florida State (vs. Penn State) (7-180), 2006

KICKOFF RETURNS

Most Kickoff Returns: 9
Maryland (vs. Florida), 2002
Most Kickoff Return Yards: 224
Iowa (vs. So. California), 2003
Highest Kickoff Return Average (Min. 3 ret.): 36.7
Ohio State (3-110) (vs. Colorado), 1977

TURNOVERS

INTERCEPTIONS

Most Interceptions: 7
Penn State (vs. Missouri), 1970
Most Interception Return Yards: 167
Oklahoma (vs. Duke), 1958

FUMBLES

Most Fumbles: 8
Colorado (vs. Clemson), 1957
Most Fumbles, Both Teams: 9
Tennessee (4) vs. Oklahoma (5), 1939
Most Fumbles Lost: 4
Nebraska (vs. Alabama), 1966
Ohio State (vs. Colorado), 1977
Nebraska (vs. LSU), 1983
Most Fumbles Lost, Both Teams: 6
Tennessee (3) vs. Oklahoma (3), 1939
Fewest Fumbles: 0
Mississippi State (vs. Duquesne), 1937
Miami, FL (vs. Oklahoma), 1988
Florida State (vs. Nebraska), 1993
Florida State (vs. Nebraska), 1994
Nebraska (vs. Virginia Tech), 1996
Florida (vs. Syracuse), 1999
Maryland (vs. Florida), 2002
So. California (vs. Iowa), 2003

Fewest Fumbles, Both Teams: 0

Auburn vs. Michigan St., 1938
Mississippi State vs. Duquesne, 1937
Nebraska vs. Oklahoma, 1979
Miami, FL vs. Nebraska, 1989
Florida State vs. Nebraska, 1993
Florida State vs. Notre Dame, 1996
Most Turnovers (Fumbles & INT): 9
Missouri (2-7) (vs. Penn State), 1970

PENALTIES

Most Penalties: 18
Alabama (vs. Michigan), 2000
Most Penalties, Both Teams: 28
Michigan (10) vs. Alabama (18), 2000
Most Yards Penalized: 157
Tennessee (vs. Oklahoma), 1939
Most Yards Penalized, Both Teams: 247
Alabama (132) vs. Michigan (115), 2000
Fewest Penalties: 1
16 Teams, last time by Notre Dame (vs. Colorado), 1990
Fewest Penalties, Both Teams: 2
Notre Dame (1) vs. Alabama (1), 1975
Alabama (1) vs. Oklahoma (1), 1963
Missouri (1) vs. Navy (1), 1961
Duquesne (1) vs. Mississippi State (1), 1937
Catholic (1) vs. Mississippi (1), 1936
Fewest Yards Penalized: 5
Mississippi State and Duquesne, 1937
Holy Cross (vs. Miami, FL), 1946
Alabama (vs. Notre Dame), 1975
Colorado (vs. Notre Dame), 1990
Fewest Yards Penalized, Both Teams: 10
Mississippi State (5) vs. Duquesne (5), 1937

OVERTIME GAMES

Ending in Single Overtime
Michigan (35) vs. Alabama (34), 2000
Ending in Double Overtime
None
Ending in Triple Overtime
Penn State (26) vs. Florida State (23), 2006

GAME LENGTH

Longest Game: 4:45
Penn State and Florida State (3OT), 2006
Longest Game (Non-overtime): 4:00
Florida State and Nebraska, 1994
Shortest Game: 3:05
Oklahoma and Arkansas, 1987



Coaching icons Bobby Bowden and Joe Paterno had no idea their teams would play in the first triple-overtime game in BCS history when the two met at mid-field prior to 2006 FedEx Orange Bowl.

300 / 100 Yard Games

300-Yard Passing Games

Name	School	Att-Comp.	Yds	Game
Tom Brady	Michigan	34-46	369	2000
Matt Leinart	So. California	18-35	332	2005
Brian Brohm	Louisville	24-34	311	2007
Frank Broyles	Georgia Tech	17-34	304	1945
Carson Palmer	So. California	21-31	303	2003
Bernie Kosar	Miami (FL)	19-35	300	1984


100-Yard Rushing Games

Name	School	Att	Yds	Game
Ahman Green	Nebraska	29	206	1998
Roland Sales	Arkansas	22	205	1978
Larry Smith	Florida	23	187	1967
Billy Sims	Oklahoma	24	164	1980
Shaun Alexander	Alabama	25	161	2000
Steve Van Buren	LSU	24	160	1944
Warrick Dunn	Florida State	22	151	1996
Darren Evans	Virginia Tech	28	153	2009
Ken Oxendine	Virginia Tech	20	150	1997
Ernest Graham	Florida	16	149	2002
Lydell Carr	Oklahoma	19	148	1986
Mike Rozier	Nebraska	25	147	1984
Larry Jones	Miami (FL)	30	144	1992
Mike Holovak	Boston College	10	141	1943
Jacque Robinson	Washington	28	135	1985
Billy Sims	Oklahoma	25	134	1979
Ernie Koy	Texas	24	133	1965
Jarrett Payton	Miami (FL)	22	131	2004
J.C. Watts	Oklahoma	15	127	1980
Joel Wells	Clemson	18	125	1957
Percy Harvin	Florida	9	122	2009*
Justin Fargas	So. California	20	122	2003
Frank Sinkwich	Georgia	22	122	1942
John Bayuk	Colorado	23	121	1957
LenDale White	So. California	15	118	2005
Mike Rozier	Nebraska	26	118	1983
Les Kelley	Alabama	26	118	1966
Elvis Peacock	Oklahoma	15	117	1978
Tom Landry	Texas	17	117	1949
Branden Ore	Virginia Tech	23	116	2008
Chris Brown	Oklahoma	22	110	2009*
Austin Scott	Penn State	26	110	2006
Lenny Snow	Georgia Tech	24	110	1967
Tim Tebow	Florida	22	109	2009*
Spencer Tillman	Oklahoma	7	109	1987
Terry Jackson	Florida	21	108	1999
Mel West	Missouri	21	108	1961
Dennis Claridge	Nebraska	14	108	1964
Ed Vereb	Maryland	8	108	1956
Jim Grisham	Oklahoma	28	107	1963
Dick Parma	Baylor	19	107	1952
Sean Jackson	Florida State	17	101	1993
Bobby Campbell	Penn State	18	101	1969

* 2009 FedEx BCS National Championship

100-Yard Receiving Games


Name	School	No.	Yds	Game
Taylor Jacobs	Florida	10	170	2002
Harry Douglas	Louisville	10	165	2007
Travis Taylor	Florida	7	159	1999
Ray Perkins	Alabama	9	159	1966
Mardy Gilyard	Cincinnati	7	158	2009
David Terrell	Michigan	10	150	2000
Andy Hamilton	LSU	9	146	1971
Atreus Bell	Florida State	7	137	2001
Kevin Williams	Miami (FL)	8	126	1992
Russ Schamun	Alabama	5	126	1975
Corey Dixon	Nebraska	5	123	1993
Jabar Gaffney	Florida	7	118	2002
Dwayne Jarrett	So. California	5	115	2005
Eddie Brown	Miami (FL)	6	115	1984
Steve Smith	So. California	7	113	2005
Jordan Norwood	Penn State	6	110	2006
Wayne Messam	Florida State	6	103	1996
Melvin Bratton	Miami (FL)	9	102	1988
Dexton Fields	Kansas	7	101	2008




David Terrell
Michigan, 2000




Ray Perkins
Alabama, 1966




Larry Smith
Florida, 1967




Shaun Alexander
Alabama, 2000



Steve Van Buren
LSU, 1944




Travis Taylor
Florida, 1999



Dwayne Jarrett
So. California 2005



Jordan Norwood
Penn State, 2006




Ken Oxendine
Virginia Tech, 1996



Mike Rozier
Nebraska, 1984



Tom Landry
Texas, 1949



Melvin Bratton
Miami (FL) 1988

The Last Time...

TEAM

- An ACC Team Won: 2009**
Virginia Tech (20) vs. Cincinnati (7)
- A Big East Team Won: 2007**
Louisville (24) vs. Wake Forest (ACC) (13)
- A Pac-10 Team Won: 2005**
So. California (55) vs. Oklahoma (Big 12) (19)
- A Big Ten Team Won: 2006**
Penn State (26) vs. Florida State (ACC) (23)
- A Big 12 Team Won: 2008**
Kansas (24) vs. Virginia Tech (ACC) (21)
- An SEC Team Won: 2009***
Florida (24) vs. Oklahoma (Big 12) (14)
- An Independent Team Won: 1990**
Notre Dame (21) vs. Colorado (Big 12) (6)
- A National Championship Game Was Played: 2009***
Florida (24) vs. Oklahoma (14)
- Game Ended in a Shutout: 1992**
Miami, FL (22) vs. Nebraska (0)
- Game Ended with No Offensive Scores/Non-Shutout: 2001**
Oklahoma (13) vs. Florida State (2)
- 21 or more points scored in a quarter (team): 2005**
So. California (24) vs. Oklahoma (2nd)
- 28 or more points scored in a half (team): 2005**
So. California (38) vs. Oklahoma (1st)
- Winner Scores 01-09 Points Scored in a Game: 1954**
Oklahoma (7) vs. Maryland (0)
- Winner Scores 10-19 Points Scored in a Game: 2004**
Miami, FL (16) vs. Florida State (14)
- Winner Scores 20-29 Points Scored in a Game: 2009**
Virginia Tech (20) vs. Cincinnati (7)
- Winner Scores 30-39 Points Scored in a Game: 2003**
So. California (38) vs. Iowa (17)
- Winner Scores 40-49 Points Scored in a Game: 1998**
Nebraska (42) vs. Tennessee (17)
- Winner Scores 50-59 Points Scored in a Game: 2005**
So. California (55) vs. Oklahoma (19)
- Winner Scores 60-69 Points Scored in a Game: 1953**
Alabama (61) vs. Syracuse (6)

INDIVIDUAL

- 100-199 Yards Rushing: 2009**
Darren Evans (Virginia Tech) (28-153) vs. Cincinnati
- 200-299 Yards Rushing: 1998**
Ahman Green (Nebraska) (29-206) vs. Tennessee
- 100+ Yards Receiving: 2009**
Mardy Gilyard (Cincinnati) (7-158) vs. Virginia Tech
- 300+ Yards Passing: 2007**
Brian Brohm (Louisville) (311) vs. Wake Forest
- Touchdown on a Reverse: 1990**
Raghib Ismail (Notre Dame) (35) vs. Colorado
- Touchdown on a Lateral: 1980**
J.C. Watts (Oklahoma) (12) vs. Florida State
- Touchdown on a Kick Return: 2003**
C.J. Jones (Iowa) (100) vs. So. California
- Touchdown on a Punt Return: 2008**
Justin Harper (Virginia Tech) (84) vs. Kansas
- Touchdown on a Blocked Punt: 1962**
Gene Sykes (LSU) (0) vs. Colorado
- Touchdown on a Blocked Kick: 1936**
Paul Rydewski (Catholic) (24) vs. Mississippi
- Touchdown on an Interception Return: 2008**
Aqib Talib (Kansas) (60) vs. Virginia Tech
- Touchdown on a Fumble Return: 1997**
Jason Peter (Nebraska) (31) vs. Virginia Tech
- Two Touchdowns Rushing: 2006**
Austin Scott (Penn State) vs. Florida State
- Three Touchdowns Rushing: 2000**
Shaun Alexander (Alabama) vs. Michigan
- Four Touchdowns Rushing: 1973**
Johnny Rodgers (Nebraska) vs. Notre Dame
- Two Touchdowns Receiving: 2005**
Travis Wilson (Oklahoma) vs. So. California

- Three Touchdowns Receiving: 2005**
Steve Smith (So. California) vs. Oklahoma
- Three Touchdowns Passing: 1997**
Jim Druckenmiller (Virginia Tech) vs. Nebraska
- Four Touchdowns Passing: 2002**
Rex Grossman (Florida) vs. Maryland
- Five Touchdowns Passing: 2005**
Matt Leinart (So. California) vs. Oklahoma
- Touchdown Run 10-25 Yards: 2007**
Tyrod Taylor (Virginia Tech) (17) vs. Cincinnati
- Touchdown Run 26-50 Yards: 2003**
Justin Fargas (So. California) (50) vs. Iowa
- Touchdown Run 51-75 Yards: 1986**
Lydell Carr (Penn State) (61) vs. Oklahoma
- Touchdown Run 76+ Yards: 1987**
Spencer Tillman (Oklahoma) (77) vs. Arkansas
- Touchdown Catch 10-25 Yards: 2009**
Mardy Gilyard (Cincinnati) (15) vs. Virginia Tech
- Touchdown Catch 26-50 Yards: 2007**
Nate Morton (Wake Forest) (30) vs. Louisville
- Touchdown Catch 51-75 Yards: 2006**
Lorenzo Booker (Florida State) (57) vs. Penn State
- Touchdown Catch 76+ Yards: 1959**
Ross Coyle (Oklahoma) (79) vs. Syracuse
- Punt 60-69 Yards: 2002**
Brooks Barnard (Maryland) (60) vs. Florida
- Punt 70+ Yards: 1998**
Chris Hogue (Tennessee) (78) vs. Nebraska
- Field Goal Over 50 Yards: 2004**
Jon Peattie (Miami, FL) (51) vs. Florida State
- Three Field Goals: 2004**
Jon Peattie (Miami, FL) vs. Florida State
- Four Field Goals: 1994**
Scott Bentley (Florida State) vs. Nebraska
- An Offensive Player Named MOP: 2009***
Tim Tebow (QB) (Florida) vs. Oklahoma
- A Defensive Player Named MOP: 2009***
Carlos Dunlap (DE) (Florida) vs. Oklahoma
- A Special Teams Player Named MOP: 2006**
Willie Reid (PR) (Florida State) vs. Penn State
- A Receiver Named MOP: 2006**
Willie Reid (Florida State) vs. Penn State
- A Quarterback Named MOP: 2007**
Brian Brohm (Louisville) vs. Wake Forest
- A Running Back Named MOP: 2004**
Darren Evans (Virginia Tech) vs. Cincinnati
- A Defensive Back MOP: 2008**
Aqib Talib (Kansas) vs. Virginia Tech
- A Defensive Lineman MOP: 2009***
Carlos Dunlap (Florida) vs. Oklahoma
- A Linebacker MOP: 2001**
Torrance Marshall (Oklahoma) vs. Florida State
- A Kicker Named MOP: 1986**
Tim Lashar (Oklahoma) vs. Penn State
- An Offensive Lineman Named MOP: 1983**
Dave Rimington (Nebraska) vs. LSU

* 2009 FedEx BCS National Championship

Longest Scoring Plays

SCORING PLAYS

1. 100 C.J. Jones kickoff return (Iowa '03)
2. 98 Greg Mather intercepted lateral (fumble) return (Navy '61)
3. 94 David Baker interception return (Oklahoma '58)
- 94 Larry Smith run (Florida '67)
5. 90 Camp Wilson kickoff return (Tulsa '45)
- 90 Norm Beal interception return (Missouri '61)
7. 89 Al Hudson interception return (Miami, FL '46)
8. 87 Willie Reid punt return (Florida State '06)
9. 84 Justin Harper punt return (Virginia Tech '08)
10. 82 Carl Dodd interception return (Oklahoma '56)
11. 80 Cecil Ingram punt return (Alabama '53)
12. 79 Ross Coyle pass from Brewster Hobby (Oklahoma '59)
13. 77 Johnny Rodgers punt return (Nebraska '72)
- 77 Spencer Tillman run (Oklahoma '87)
15. 73 Dick Carpenter INT lateral (fumble) return (Oklahoma '58)
16. 72 Ernie Hefferle pass from Boyd Brumbaugh (Duquesne '37)
- 72 Chuck Herd pass from Tom Shuman (Penn State '74)
18. 71 Al Bodine interception return (Georgia '49)
- 71 Keith Jackson pass from Jamelle Holieway (Oklahoma '86)
20. 69 George Sauer pass from Jim Hudson (Texas '65)

TOUCHDOWN PASSES

1. 79 Ross Coyle pass from Brewster Hobby (Oklahoma '59)
2. 72 Ernie Hefferle pass from Boyd Brumbaugh (Duquesne '37)
- 72 Chuck Herd pass from Tom Shuman (Penn State '74)
4. 71 Keith Jackson pass from Jamelle Holieway (Oklahoma '86)
5. 69 George Sauer pass from Jim Hudson (Texas '65)
6. 65 Barney White pass from Perry Moss to Ed Shedlosky, lateral to White (Tulsa '45)
7. 61 Melvin Conger pass from Frank Sinkwich (Georgia '42)
- 61 Derrick Shepard pass from Danny Bradley (Oklahoma '85)
9. 60 Cliff Kimsey pass from Frank Sinkwich (Georgia '42)
10. 59 Rob Ison from Johnny Bosch (Georgia Tech '40)
11. 57 David Terrell from Tom Brady (Michigan '00)
- 57 Lorenzo Booker from Drew Weatherford (Florida State '06)
13. 52 Stuart Foley from Bill Adamaitis (Catholic '36)
- 52 Emery Clark from Babe Parilli (Kentucky '50)
- 52 Frosty Anderson from Johnny Rodgers (Nebraska '73)
16. 51 Johnny McIntosh from Frank Broyles (Georgia Tech '45)
- 51 Travis Taylor from Doug Johnson (Florida '99)
18. 50 Corky Tharp from Clell Hobson (Alabama '53)
- 50 Johnny Rodgers from Dave Humm (Nebraska '73)

TOUCHDOWN RUNS

1. 94 Larry Smith (Florida '67)
2. 77 Spencer Tillman (Oklahoma '87)
3. 68 Dennis Claridge (Nebraska '64)
4. 65 Mike Holovak, lateral from Eddie Doherty (BC '43)
5. 63 Steve Van Buren (LSU '44)
6. 61 J.C. Watts (Oklahoma '80)
7. 58 Joel Wells (Clemson '57)
8. 50 Huey Keeney, 25 by Carl Russ, lateral to Kenney (Rice '47)
- 50 Shaun Alexander (Alabama '00)
- 50 Justin Fargas (So. California '03)

INTERCEPTION RETURN TOUCHDOWNS

1. 94 David Baker (Oklahoma '58)
2. 90 Norm Beal (Missouri '61)
3. 89 Al Hudson (Miami, FL '46)
4. 82 Carl Dodd (Oklahoma '56)
5. 71 Al Bodine (Georgia '49)
6. 60 Buster Hill (Alabama '53)
- Aqib Talib (Kansas '08)
8. 59 Loren Schwening (Colorado '62)
9. 36 Glover, Jimmy (Tennessee '68)
10. 23 Bob Stephenson (Tennessee '68)

FUMBLE RETURN TOUCHDOWNS


1. 98 Greg Mather (Navy '61)
2. 31 Christian Peter (Nebraska '96)
3. 24 Paul Rydewski [blocked punt] (Catholic '36)
4. 19 Dean Steinkuhler (Nebraska '84)
5. 0 John Tripson [blocked punt] (Mississippi State '41)
- 0 Gene Sykes [blocked punt] (LSU '62)
- 0 LeRoy Butler [in endzone] (Florida State '81)

PUNT RETURN TOUCHDOWNS

1. 87 Willie Reid (Florida State '06)
2. 84 Justin Harper (Virginia Tech '08)
3. 80 Cecil Ingram (Alabama '53)
4. 77 Johnny Rodgers (Nebraska '72)
5. 62 Freddie Milons (Alabama '00)

KICKOFF RETURN TOUCHDOWNS

1. 100 C.J. Jones (Iowa '03)
2. 90 Camp Wilson (Tulsa '45)



The longest defensive scoring play in the Orange Bowl's history was set by Navy defensive back Greg Mather's 98-yard fumble return for a touchdown against Missouri in the 1961.



Iowa's C.J. Jones returned the opening kickoff an Orange Bowl-record 100 yards for a touchdown in the 2003 FedEx Orange Bowl versus So. California.